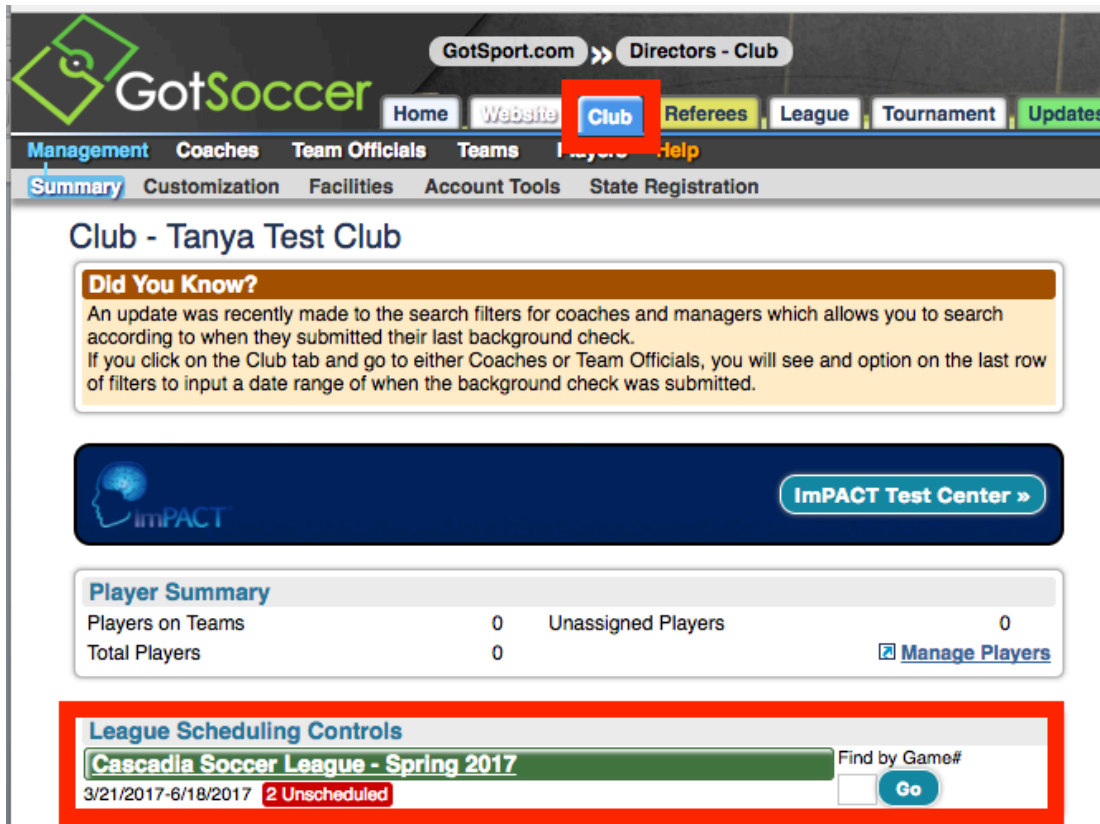


Club Scheduling

1. To view league games that need to be scheduled click on the "Club" tab, find the league you need to schedule games for, and then click on the league to bring up the scheduling chart.



The screenshot shows the GotSoccer website interface. At the top, there is a navigation bar with the GotSoccer logo and the text "GotSport.com >> Directors - Club". Below this is a menu with tabs: Home, Website, Club (highlighted with a red box), Referees, League, Tournament, and Updates. Underneath the menu is a sub-menu with tabs: Management, Coaches, Team Officials, Teams, Players, and Help. Below the sub-menu is another row of tabs: Summary (highlighted), Customization, Facilities, Account Tools, and State Registration.

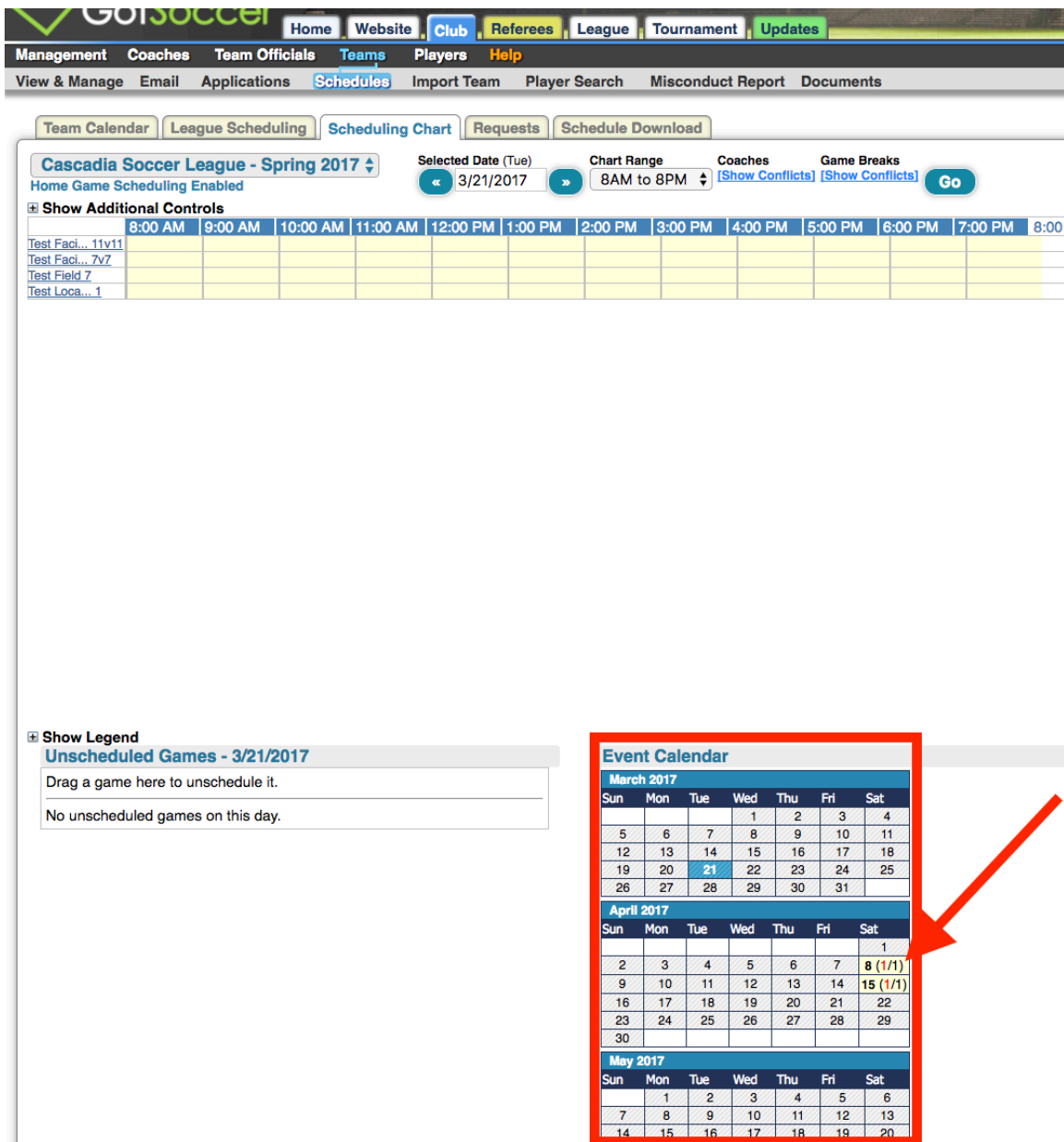
The main content area is titled "Club - Tanya Test Club". It features a "Did You Know?" section with a message about search filters for coaches and managers. Below this is a banner for "imPACT Test Center" with a button labeled "ImPACT Test Center >".

There is a "Player Summary" section with the following data:

Players on Teams	0	Unassigned Players	0
Total Players	0		Manage Players

At the bottom, there is a "League Scheduling Controls" section, which is highlighted with a red box. It contains a search bar with the text "Cascadia Soccer League - Spring 2017" and a "Find by Game#" label. Below the search bar, it shows the date range "3/21/2017-6/18/2017" and a red box containing the text "2 Unscheduled". A "Go" button is located to the right of the search bar.

2. Within the scheduling chart there will be a calendar that will show you how many games are unscheduled. The number shown in red resembles the unscheduled games. Click on the day you want to schedule.



Event Calendar

March 2017

Sun	Mon	Tue	Wed	Thu	Fri	Sat
			1	2	3	4
5	6	7	8	9	10	11
12	13	14	15	16	17	18
19	20	21	22	23	24	25
26	27	28	29	30	31	

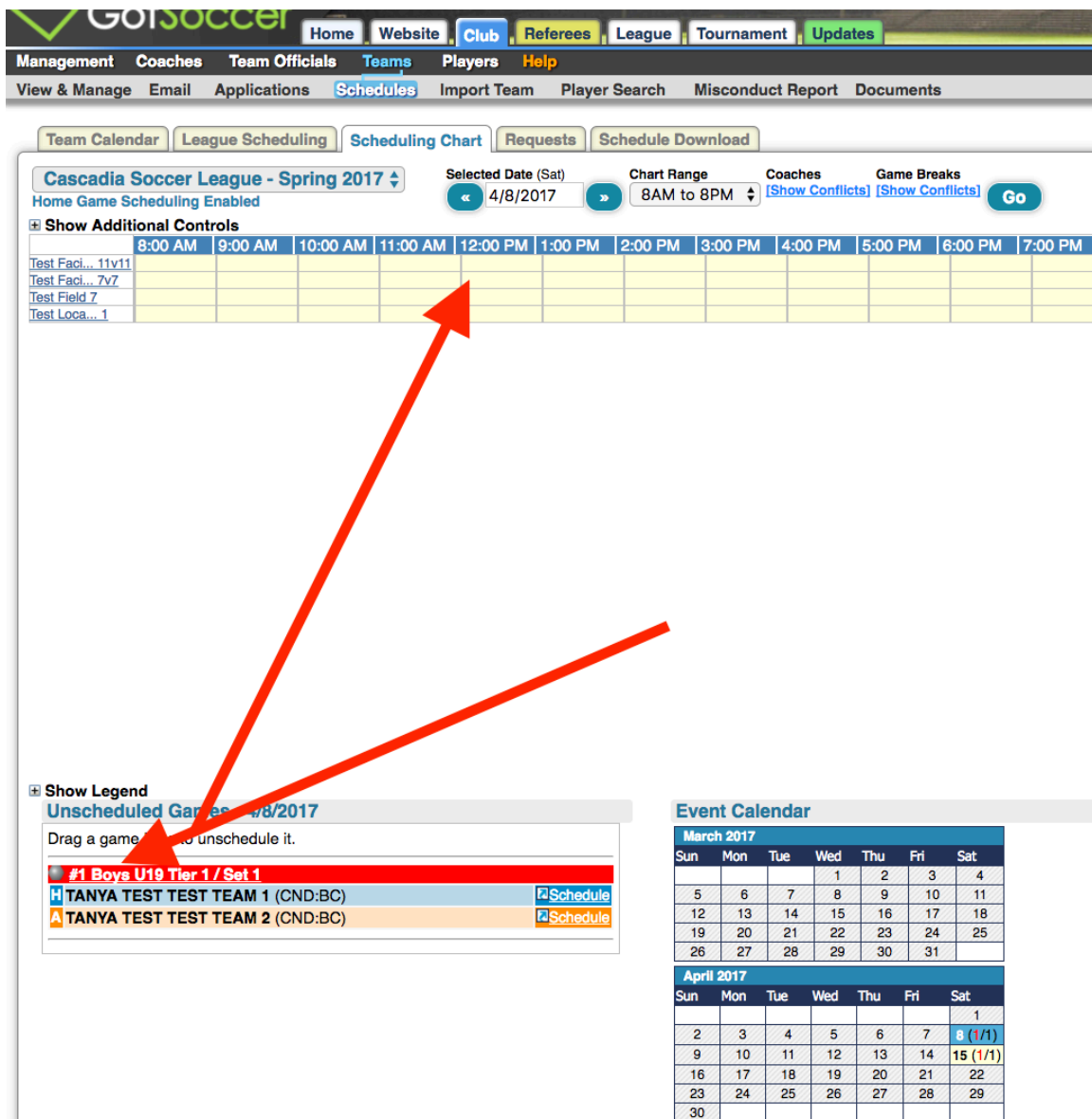
April 2017

Sun	Mon	Tue	Wed	Thu	Fri	Sat
						1
2	3	4	5	6	7	8 (1/1)
9	10	11	12	13	14	15 (1/1)
16	17	18	19	20	21	22
23	24	25	26	27	28	29
30						

May 2017

Sun	Mon	Tue	Wed	Thu	Fri	Sat
	1	2	3	4	5	6
7	8	9	10	11	12	13
14	15	16	17	18	19	20

- After clicking the day, you will see the games that are available to be scheduled at the bottom. You will click on the game and drag it to the field and timeslot where you want the game scheduled.



The screenshot shows the GotSoccer web application interface for scheduling. At the top, there is a navigation menu with options like Home, Website, Club, Referees, League, Tournament, and Updates. Below this is a secondary menu with Management, Coaches, Team Officials, Teams, Players, and Help. A third menu includes View & Manage, Email, Applications, Schedules, Import Team, Player Search, Misconduct Report, and Documents.

The main content area is titled "Cascadia Soccer League - Spring 2017" and includes a "Home Game Scheduling Enabled" status. It features a "Selected Date (Sat)" dropdown set to "4/8/2017" and a "Chart Range" dropdown set to "8AM to 8PM". There are also links for "Coaches [Show Conflicts]" and "Game Breaks [Show Conflicts]", along with a "Go" button.

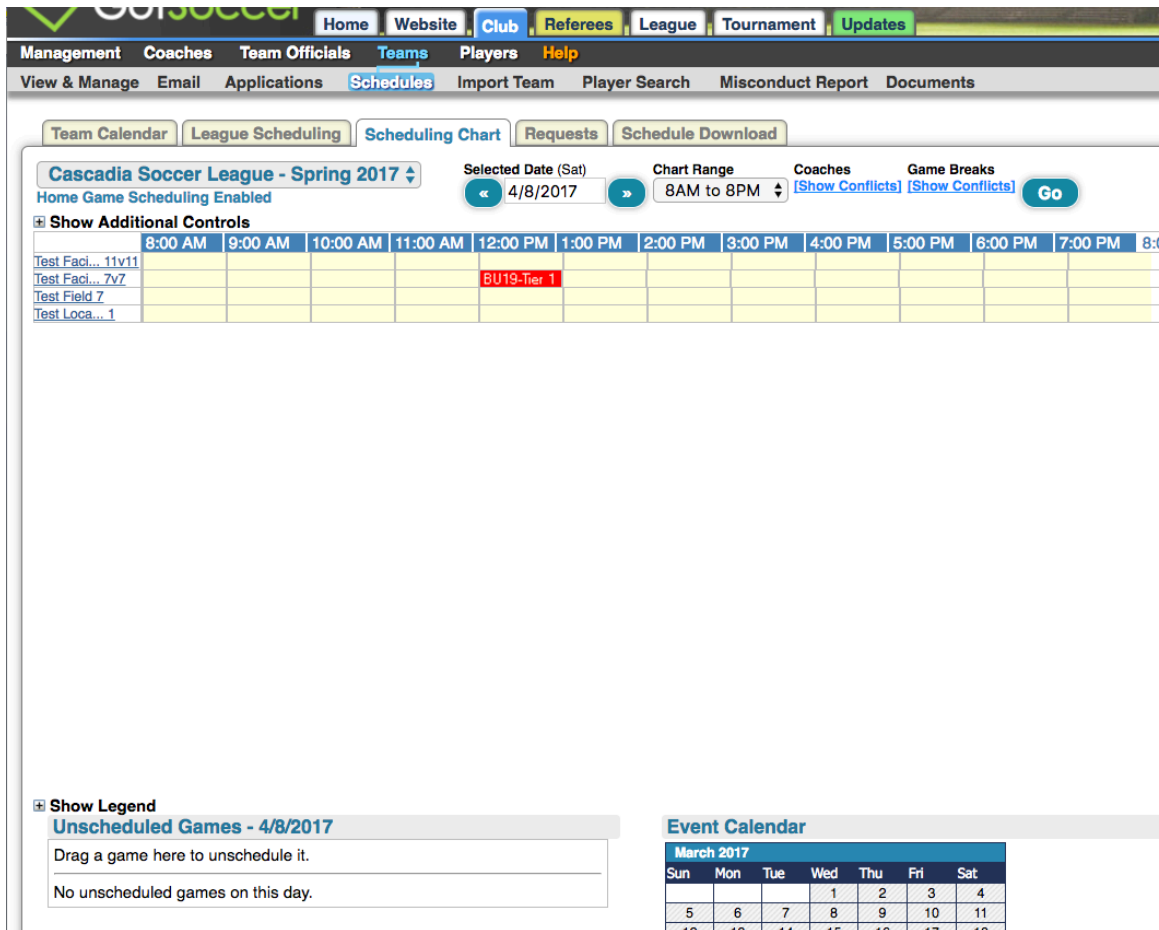
Below the date and range settings is a "Scheduling Chart" table. The columns represent time slots from 8:00 AM to 7:00 PM in one-hour increments. The rows represent different fields: "Test Faci... 11v11", "Test Faci... 7v7", "Test Field 7", and "Test Loca... 1". A red arrow points from the "12:00 PM" slot in the "Test Field 7" row to the "Unscheduled Games" list below.

The "Unscheduled Games" list is titled "Unscheduled Games - 4/8/2017" and includes a "Show Legend" section. It contains three items:

- #1 Boys U19 Tier 1 / Set 1 (highlighted in red)
- H TANYA TEST TEST TEAM 1 (CND:BC) with a "Schedule" button
- A TANYA TEST TEST TEAM 2 (CND:BC) with a "Schedule" button

At the bottom right, there is an "Event Calendar" section showing two monthly calendars. The "March 2017" calendar shows dates from Sun to Sat, with the 8th highlighted in blue. The "April 2017" calendar shows dates from Sun to Sat, with the 8th highlighted in blue and labeled "8 (1/1)".

4. After dragging and dropping, the game will appear in the timeslot chosen within the scheduling chart as shown below.



The screenshot shows the 'Scheduling Chart' for the 'Cascadia Soccer League - Spring 2017'. The interface includes a navigation menu with options like 'Home', 'Website', 'Club', 'Referees', 'League', 'Tournament', and 'Updates'. Below the menu, there are tabs for 'Team Calendar', 'League Scheduling', 'Scheduling Chart', 'Requests', and 'Schedule Download'. The 'Scheduling Chart' is active, displaying a grid for the date 4/8/2017 (Saturday) from 8:00 AM to 8:00 PM. A game is scheduled in the 12:00 PM to 1:00 PM slot, labeled 'BU19-Tier 1'. The chart also shows 'Home Game Scheduling Enabled' and 'Show Additional Controls'. Below the chart, there is a 'Show Legend' section for 'Unscheduled Games - 4/8/2017' and an 'Event Calendar' for March 2017.

Time	8:00 AM	9:00 AM	10:00 AM	11:00 AM	12:00 PM	1:00 PM	2:00 PM	3:00 PM	4:00 PM	5:00 PM	6:00 PM	7:00 PM	8:00 PM
Test Faci... 11v11													
Test Faci... 7v7					BU19-Tier 1								
Test Field 7													
Test Loca... 1													

If you have any questions please don't hesitate to contact the following people at GotSoccer.

Dave Buchanan – dave@gotsoccer.com

William Cameron – William@gotsoccer.com

Jared Hirschowitz – Jared@gotsoccer.com